


# millennium

Gelato



# millennium

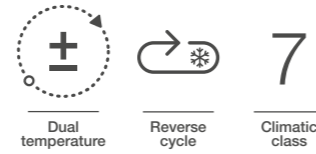
H 117 (ST) -135 (LX-ST)

P 110

L 120 • 155 • 170 • 190 • 220

Gelato

	TN Chiller	TB Freezer	TB/TN Dual Temp	TC Heated	TC/TN Hot&Cold	N Non-refrigerated
RS - Static						
RV - Ventilated		•	•			
RS/TC S - Static and Dry Heat convertible						
RV/TC S - Ventilated / Dry Heat convertible						
HUR - Meat						
CH - Chocolate						
TC S - Dry Heat						
TC BM - Bainmarie						
N - Non-refrigerated						



## Installation

- Plug-in
- Remote (optional)

## Configuration

- Dual Temperature (optional)
- 1 shelf (optional)

## Temperature

-20/+2 °C

## Refrigerant

R290

## Refrigeration

Ventilated

## Compressor

Hermetic

## Defrost

Reverse cycle

## Climate class

7

## Upper glass

Single

## Front glass

Heated single

## Side glasses

Heated double

## Front opening system

- Servo bottom-up opening system (LX)
- Bottom-down opening system (ST)

## Rear closing system

- Plexiglass sliding doors (ST H117- LX/ST H135)
- Self rolling curtain (LX/ST H135)

## Work top

Stainless steel

## Lighting

Led 5700 K

## Equipment handling

Swivel casters with brake and height adjustable feet

## Installazione

- Plug-in
- Remoto (optional)

## Configurazione

- Dual Temperature (optional)
- 1 mensola (optional)

## Temperatura

-20/+2 °C

## Refrigerante

R290

## Refrigerazione

Ventilata

## Compressore

Ermetico

## Sbrinamento

Inversione di ciclo

## Classe Climatica

7

## Vetro superiore

Singolo

## Vetro frontale

Singolo riscaldato

## Vetri laterali

Doppio (camera) riscaldato

## Apertura anteriore

- Apertura servoassistita verso l'alto (LX)
- Apertura verso il basso (ST)

## Chiusura posteriore

- Scorrevoli in Plexiglass (ST H117- LX/ST H135)
- Tenda manuale autoavvolgente (LX/ST H135)

## Piano di servizio

Acciaio inox

## Illuminazione

Led 5700 K

## Movimentazione

Ruote pivotanti con freno e piedini regolabili in altezza







MILLENNIUM LX/ST GELATO	Model type Tipo di banco	Total display area Superficie espositiva totale m²	Temperature class Classe di temperatura	Recommended temperature Temperatura consigliata °C	Energy class Classe energetica	Energy efficiency index Indice di efficienza energetica EEI	Annual energy consumption Consumo annuo AEC kWh/A	Light source type and class Tipo e classe illuminazione
H135 LX	120	IGF1	G2	-15°C	D	43,77	7.456	-
	155	IGF1	G2	-15°C	E	58,48	11.504	-
	170	IGF1	G2	-15°C	D	49,76	10.445	-
	190	IGF1	G2	-15°C	D	49,65	11.076	-
	220	IGF1	G2	-15°C	D	49,75	12.410	-
H117 ST	120	IGF1	G2	-15°C	D	40,60	6.911	-
	155	IGF1	G2	-15°C	E	54,80	10.775	-
	170	IGF1	G2	-15°C	D	47,10	9.882	-
	190	IGF1	G2	-15°C	D	46,30	10.320	-
H135 ST	220	IGF1	G2	-15°C	D	47,40	11.826	-
	120	IGF1	G2	-15°C	D	42,50	7.239	-
	155	IGF1	G2	-15°C	E	56,78	11.169	-
	170	IGF1	G2	-15°C	D	49,27	10.342	-
H135 ST	190	IGF1	G2	-15°C	D	48,68	10.859	-
	220	IGF1	G2	-15°C	D	49,75	12.410	-

Configuration: air cooled plug in unit R290, self-rolling curtain closure, led lighting.  
Configurazione: motore a bordo ad aria R290, chiusura tendina manuale autoavvolgente, illuminazione led.

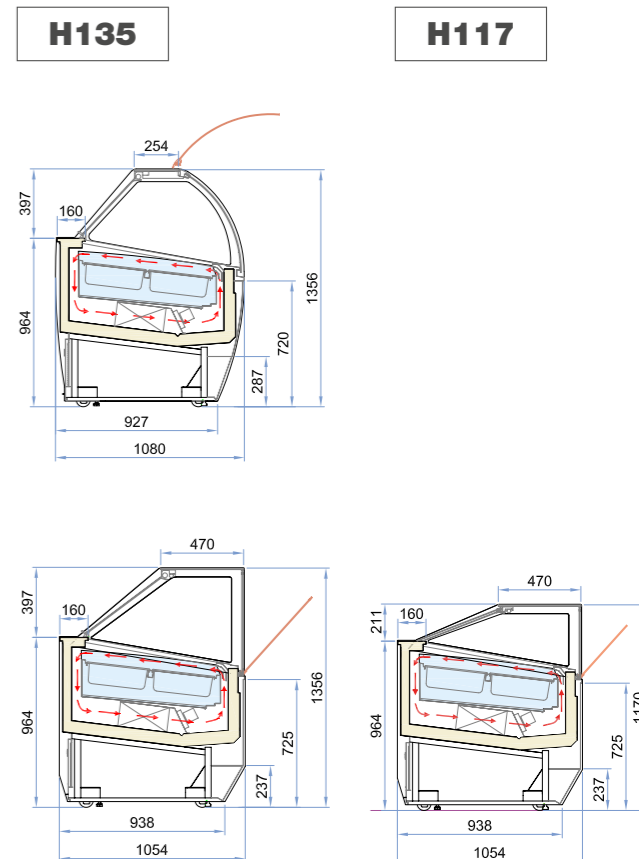
Millennium Gelato		120	155	170
<b>External dimensions (LxDxH)</b> Dimensioni esterne (LxPxH)	LX 135	1166 x 1080 x 1356 mm	1496 x 1080 x 1356 mm	1661 x 1080 x 1356 mm
	ST 117	1166 x 1054 x 1356 mm	1496 x 1054 x 1356 mm	1661 x 1054 x 1356 mm
<b>Capacity (net)</b> Capacità (netta)	LX 135			
	ST 117	118 lt	160 lt	181 lt
<b>Net weight</b> Peso netto	LX 135	200 kg	230 kg	260 kg
	ST 117	195 kg	224 kg	252 kg
<b>Refrigeration</b> Refrigerazione	LX 135		<b>Ventilated</b> Ventilata	
	ST 135		R290	
<b>Refrigerant</b> Refrigerante	LX 135		7	
	ST 117		35 °C / 75 %RH	
<b>Climatic class</b> Classe climatica	LX 135		-20/+2 °C	
	ST 135		G2 (-10/-16 °C)	
<b>Operating conditions</b> Condizioni ambientali	LX 135		<b>2 - Hermetics</b> 2 - Ermetici	
	ST 117		230 V / 1 Ph / 50 Hz	
<b>Cabinet capacity range</b> Temperatura di regolazione	LX 135		1050 W / 5,1 A	1690 W / 8,3 A
	ST 135		1400 W / 6,6 A	2340 W / 12,4 A
<b>Product temperature</b> Temperatura prodotto	LX 135		1890 W / 9,3 A	1990 W / 9,8 A
	ST 117		2560 W / 13,6 A	2640 W / 14,0 A
<b>Compressor (q.ty - type)</b> Compressore (q.tà - tipologia)	LX 135			
	ST 135			
<b>Defrost</b> Sbrinamento	LX 135			
	ST 135			
<b>Power supply</b> Alimentazione	LX 135			
	ST 135			
<b>Electrical input (standard)</b> Assorbimento elettrico	LX 135			
	ST 135			
<b>Electrical input (defrost)</b> Assorbimento elettrico	LX 135			
	ST 135			

Technical sheet about models whit condensing unit included with air cooled  
Dati tecnici riferiti a modelli con unità a bordo con condensazione ad aria





<b>Setup</b> Allestimento				
<b>5 Lt</b> 360 x 165 x 120 H		12	16	18
<b>5 Lt</b> 360 x 250 x 80 H		8	10	12
<b>Ice cream stick container</b> Vaschetta stecchi		8	10	12
<b>Single portion container</b> Vaschetta monoporzioni		8	10	12
<b>Pastry Tray</b> Vassoio pasticceria		1046 x 720 mm	1376 x 720 mm	1541 x 720 mm
<b>Shelf</b> Mensola		1034 x 240 mm	1364 x 240 mm	1529 x 240 mm

<b>Accessori</b> Accssories				
<b>Grey cone holder</b> Portaconi completo grigio		•	•	•
<b>Cone holder complete of toppings container</b> Portaconi completo di vaschette portagranelle		•	•	•
<b>Console scoop washer with shower</b> Console lavaporzionate con doccia		•	•	•
<b>Console scoop washer with water tap</b> Console lavaporzionate con rubinetto		•	•	•

		190	220
<b>External dimensions (LxDxH)</b> Dimensioni esterne (LxPxH)	LX 135	1826 x 1080 x 1356 mm	2156 x 1080 x 1356 mm
	ST 117	1826 x 1054 x 1356 mm	2156 x 1054 x 1356 mm
<b>Capacity (net)</b> Capacità (netta)	LX 135	201 lt	241 lt
	ST 117	310 kg	360 kg
<b>Net weight</b> Peso netto	LX 135	300 kg	348 kg
	ST 135	310 kg	360 kg
<b>Refrigeration</b> Refrigerazione	LX 135		<b>Ventilated</b> Ventilata
	ST 117		R290
<b>Refrigerant</b> Refrigerante	LX 135		7
	ST 117		35 °C / 75 %RH
<b>Climatic class</b> Classe climatica	LX 135		-20/+2 °C
	ST 117		G2 (-10/-16 °C)
<b>Operating conditions</b> Condizioni ambientali	LX 135		<b>2 - Hermetics</b> 2 - Ermetici
	ST 117		230 V / 1 Ph / 50 Hz
<b>Cabinet capacity range</b> Temperatura di regolazione	LX 135		1890 W / 9,3 A
	ST 117		2560 W / 13,6 A
<b>Product temperature</b> Temperatura prodotto	LX 135		1990 W / 9,8 A
	ST 117		2640 W / 14,0 A
<b>Compressor (q.ty - type)</b> Compressore (q.tà - tipologia)	LX 135		
	ST 117		
<b>Defrost</b> Sbrinamento	LX 135		
	ST 117		
<b>Power supply</b> Alimentazione	LX 135		
	ST 117		
<b>Electrical input (standard)</b> Assorbimento elettrico	LX 135		
	ST 117		
<b>Electrical input (defrost)</b> Assorbimento elettrico	LX 135		
	ST 117		









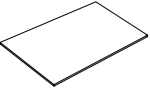













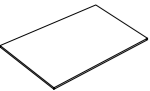







### Available colours - Colori disponibili

<b>Front panel (1) and Grid (2)</b> Pannello frontale (1) e Griglia (2)		<b>Side panels (3)</b> Fianchi laterali	
	RAL 9003		RAL 9003
	RAL on request		RAL on request
• <b>Standard / Di serie</b>		• <b>Standard / Di serie</b>	



# Gelato configuration

	120	155	170
 <b>Container / Vaschetta 5 Lt</b> 360x165x120H	 12	 16	 18
 <b>Container / Vaschetta 5 Lt</b> 360x250x80H	 8	 10	 12
 <b>Tray / Vassoio</b>	 1046x720 mm	 1376x720 mm	 1541x720 mm
 <b>Shelf / Mensola</b>	 1034x240 mm	 1364x240 mm	 1529x240 mm
	190	220	
 <b>Container / Vaschetta 5 Lt</b> 360x165x120H	 20	 24	
 <b>Container / Vaschetta 5 Lt</b> 360x250x80H	 12	 16	
 <b>Tray / Vassoio</b>	 1706x720 mm	 2036x720 mm	
 <b>Shelf / Mensola</b>	 1694x240 mm	 2024x240 mm	

